



For Organic Use

FOR ORGANIC GARDENING

GROUP Z HERBICIDE



AVENGER
Weed Killer Concentrate

Controls most annual weeds, grasses & broadleaves

- Made from oranges
- Quick visible results
- Does not stain brick, concrete or pavement
- Non-Selective

FAST ACTING

KEEP OUT OF REACH OF CHILDREN
CAUTION See back panel for additional Precautionary Statements and First Aid

NET CONTENTS: 2.5 Gallon (9.4 L).

ACTIVE INGREDIENT: d-limonene (citrus oil).....70%
OTHER INGREDIENTS:30%
Total 100.0%

EPA Reg. No. 92967-1
EPA Est. No. 92967-GA-1

6"






PRECAUTIONARY STATEMENTS
HAZARDS TO HUMANS AND DOMESTIC ANIMALS

CAUTION: Harmful if absorbed through skin. Causes moderate eye irritation. Avoid contact with skin, eyes or clothing.

FIRST AID	<p>If on Skin or Clothing:</p> <ul style="list-style-type: none"> • Take off contaminated clothing. • Rinse skin immediately with plenty of water for 15-20 minutes. • Call a poison control center or doctor for treatment advice.
If in Eyes:	<ul style="list-style-type: none"> • Hold eye open and rinse slowly and gently with water for 15-20 minutes. • Remove contact lenses, if present, after the first 5 minutes. Then continue rinsing eye. • Call a poison control center or doctor for treatment advice.

HOT LINE NUMBER

Have the product container or label with you when calling a poison control center or doctor, or going for treatment. For emergency information concerning this product, call the National Pesticide Information Center (NPIC) at 1-800-858-7378 seven days a week, 6:30 am to 4:30 pm Pacific Time. During other times, call your poison control center at 1-800-222-1222.

OPEN FOR COMPLETE DIRECTIONS FOR USE

Personal Protective Equipment (PPE): Applicators and other handlers must wear:

- Long sleeved shirt and pants
- Shoes plus socks
- Protective eyewear

Follow manufacturer's instructions for cleaning and maintaining PPE. If no such instructions for washables exist, use detergent and hot water. Keep and wash PPE separately from other laundry.

Notify workers of the application by warning them orally and by posting warning signs at entrances to treated areas.

User Safety Recommendations

User should: • Wash hands before eating, drinking, chewing gum, using tobacco or using the toilet • Remove clothing immediately if product gets inside. Then wash thoroughly and put on clean clothing.

PHYSICAL AND CHEMICAL HAZARDS: Combustible. Do not use or store near heat or open flame.

ENVIRONMENTAL HAZARDS: To protect the environment, do not allow pesticide to enter or run off into storm drains, drainage ditches, gutters or surface waters. Applying this product in calm weather when rain is not predicted for the next 24 hours will help to ensure that wind or rain does not blow or wash pesticide off the treatment area. Rinsing application equipment over the treated area will help avoid run off to water bodies or drainage systems.

DIRECTIONS FOR USE: It is a violation of Federal law to use this product in a manner inconsistent with its labeling. Do not use this product until you have read the entire label. Do not apply this product in a way that will contact workers or other persons, either directly or through drift. Only protected handlers may be in the area during application. For any requirement specific to your State or Tribe, consult the State or Tribal agency responsible for pesticide regulation. See peel out panel for complete directions for use.

Agricultural Use Requirements

Use this product only in accordance with its labeling and with the Worker Protection Standard, 40 CFR Part 170. This Standard contains requirements for the protection of agricultural workers on farms, forests, nurseries, and greenhouses, and handlers of agricultural pesticides. It contains requirements for training, decontamination, notification and emergency assistance. It also contains specific instructions and exceptions pertaining to the statements on this label about personal protective equipment (PPE), notification to workers, and restricted-entry interval. The requirements in this box apply to uses of this product that are covered by the Worker Protection Standard.

Do not enter or allow worker entry into treated areas during the restricted-entry interval (REI) of 4 hours.

EXCEPTIONS: The use sites below are not subject to WPS. Use by injection directly into agricultural plants. Direct injection does not include "hack and squirt", "fill and spray", "chemigation", soil-incorporation, or soil injection.

PPE required for early entry to treated areas (that is permitted under the Worker Protection Standard and that involves contact with anything that has been treated, such as plants, soil or water), is:

- Coveralls over long-sleeved shirt and pants
- Chemical resistant footwear plus socks
- Protective eyewear
- Chemical resistant gloves such as nitrile rubber, polyvinyl chloride (PVC) and Viton.

Non-Agricultural Use Requirements


The requirements in this box apply to uses of this product that are NOT within the scope of the Worker Protection Standard for agricultural pesticides (40 CFR Part 170). The WPS applies when this product is used to produce agricultural plants on farms, forests, nurseries, or greenhouses.

Conditions of Sale

The Directions For Use of this product reflects the opinion of experts based on field use and tests. The directions are believed to be reliable and should be followed carefully. However, it is impossible to eliminate all risks inherently associated with the use of this product. Crop injury, ineffectiveness or other unintended consequences may result, because of factors such as weather conditions, presence of other materials, or use of the product in a manner inconsistent with its labeling, all of which are beyond the control of Avenger® Products LLC or the Seller. All such risks are assumed by the Buyer. To the extent consistent with applicable law, Avenger® Products LLC warrants that this product conforms to the chemical description on the label and is reasonably fit for the purposes referred to in the Directions For Use, subject to the inherent risks, referred to above.




Manufactured by:
Avenger Products, LLC
3057 Summer Oak Place,
Buford, GA 30518
(888) 444-7231
www.AvengerOrganics.com

This product or use thereof is covered under U.S. Patent Nos. 8,153,561; 8,273,687, and/or pending patents. Avenger® and Avenger Organics® are registered trademarks of Avenger Products, LLC ©2018 Avenger Products, LLC. All rights reserved. Made in the U.S.A.



8 59177 00104 0

Back

Weed Killer Concentrate

Avenger® Weed Killer Concentrate Product Information

Avenger® Weed Killer Concentrate is a broad spectrum weed killer that contains citrus extract called d-limonene. D-limonene is extracted from the rinds of oranges. It is non-selective and controls most annual weeds, both grasses and broadleaves. Avenger® Weed Killer Concentrate is fast acting with quick visible results. For best performance, complete coverage of target weeds is necessary. Spray until thoroughly wet. For use on non-crop areas, borders around driveways, patios and sidewalks, around mature trees and ornamentals, around buildings, in residential greenhouses, fencelines and around flower beds. **Environmental Conditions:** Avenger® Weed Killer Concentrate is effective over a wide range of environmental conditions. Cool weather will slow the activity of Avenger® Weed Killer Concentrate but should not effect its performance. Allow heavy dew to evaporate prior to Avenger® Weed Killer Concentrate applications. Do not apply if windy conditions exist or a strong threat of rain is expected within 2 hours. **Spray Drift Management:** Do not allow the herbicide solution to contact desirable vegetation as small amounts can cause severe damage to crops and other desirable plants. **Mixing of Avenger® Weed Killer Concentrate:** Fill the spray tank 1/2 full with clean water. Add any other dry formulations then liquid formulations to the tank. Add Avenger® Weed Killer Concentrate while agitating. Then fill remainder with water. **Tank Mix Combination:** When Avenger® Weed Killer Concentrate is used in combination with any other products, refer to the respective product labels for rates and methods of application, proper timing, restrictions and precautions. The most restrictive precautions and restrictions must be followed. **Compatibility Testing:** If the compatibility with another product is not known, a jar test or physical compatibility study should be conducted before tank mixtures are made. Do not apply this product through any type of irrigation system.

Mixing Instructions

To Control Small Annual Weeds (weeds less than 6 inches tall)	Large Annuals and Most Perennials	Hard to Kill Weeds
Add 1 Quart of Concentrate to 7 quarts of water to make 2 gallons (8 quarts) of spray solution	Add 1 Quart of Concentrate to 5 quarts of water to make 1½ gallons (6 quarts) of spray solution	Add 1 Quart of Concentrate to 3 quarts of water to make 1 gallon (4 quarts) of spray solution

Application Instructions: Mix this product in clean water and apply to the foliage of vegetation to be controlled. Spray until thoroughly wet. NOTE: All contacted vegetation is affected. Avoid contacting desirable plants. Overspray or drift will injure or kill contacted vegetation. Do not spray on lawns unless grass control is desired, because Avenger® Weed Killer Concentrate will damage or kill treated grass using the concentrations described in the above Mixing Instructions.

Small annual weeds: for control of annual weeds less than 6 inches tall, a 1:7 ratio of Avenger® Weed Killer Concentrate to water; dilute 1 part of Avenger® Weed Killer Concentrate in 7 parts of water. Larger annual and most perennial weeds: for annual weeds above 6 inches tall, a 1:5 ratio of Avenger® Weed Killer Concentrate to water; dilute 1 part of Avenger® Weed Killer Concentrate in 5 parts of water. Hard to control weeds: for harder to control weeds (for examples, weeds with thick cuticle such as ivy and hard to control perennials), use a 1:3 ratio of Avenger® Weed Killer Concentrate to water, dilute 1 part of Avenger® Weed Killer Concentrate in 3 parts of water.

STORAGE AND DISPOSAL

Do not contaminate water, food, or feed by storage and disposal. **PESTICIDE STORAGE:** Store in a cool, dry place inaccessible to children and pets. **PESTICIDE DISPOSAL:** To avoid wastes, use all material in this container by application according to label directions. If wastes cannot be avoided, offer remaining product to a waste disposal facility or pesticide disposal program (often such programs are run by state or local governments or by industry). **CONTAINER HANDLING:** Nonrefillable container. Do not reuse or refill this container. Triple rinse container (or equivalent) promptly after emptying. Triple rinse as follows: Empty the remaining contents into application equipment or a mix tank and drain for 10 seconds after the flow begins to drip. Fill the container 1/4 full with water and recap. Shake for 10 seconds. Pour rinsate into application equipment or a mix tank, or store rinsate for later use or disposal. Drain for 10 seconds after the flow begins to drip. Repeat this procedure two more times. Offer for recycling, if available.

Manufactured by: Avenger Products, LLC
3057 Summer Oak Place, Buford, GA 30518

Inside back

ART DEPARTMENT				
Job # / Filename	Item #	UPC #	Page Size	Revision #
Avenger Weed Killer 2.5 Gallon				No.0
Designer	Product Manager	Start Date	Due Date	Today's Date
Alex L.	Steve	Aug. 3, 17		Sept. 2018
File Format	Fonts	Color (Spot or 4C)	# of Colors	
		all colors are CMYK,		
Printing Process / Finishing	Comments			
	Use: Print out for Color Matching			