


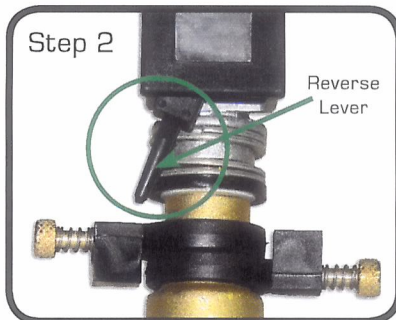
Sprinkler Head Settings

The sprinkler head supplied with your cart is a fully adjustable sprinkler that will operate in a full circle pattern or any part of a circle by adjusting the stops at the base of the sprinkler. Refer to the instructions below to set sprinkler head to the desired operating pattern.




Step 1) IMPORTANT: REVERSE VS. FORWARD MODE

For full circle operation, loosen sprinkler stop, set screws as shown, and slide stops all the way down the brass sprinkler base so they do not contact the reverse lever on the back of the sprinkler head. Re-tighten set screws to hold the stops in place. This will allow the sprinkler head to operate in a full circle mode.



Step 2) IMPORTANT: REVERSE vs. FORWARD MODE

If you set the sprinkler head for full circle operation, the reverse lever will either stay to the right or left for reverse or forward mode. Typically when using the sprinkler in full circle operation, you will want the sprinkler to be set in forward mode or a clockwise operating direction. For this to occur, you want the reverse lever at the back of the sprinkler to be over to the left as shown. If the lever is set to the right, the sprinkler will be in reverse mode. In reverse mode, the sprinkler will operate rapidly in a counterclockwise direction and your distance of throw will be less than it would be in forward mode.



Step 3) NOZZLES SUPPLIED

Your sprinkler head is supplied with a set of nozzles that are interchangeable to meet your water source's capability. It is shipped with the smallest nozzle installed. If your water system operates the small nozzle adequately then, you may move up to a larger nozzle size for increased performance. The nozzle sizes listed on your supplied performance charts have gallons per minute output that tally at various pressures and wetted patterns that correspond. This may be a trial and error exercise to determine which nozzle size gives you the best desired performance when matched to your water source's capability. You may feel more comfortable consulting your servicing well dealer for help with your system's capability if desired performance is not being met.