



MOTOMCO FARM & HOME


BONUS

50% MORE  
4 FREE WORMS

# MOTOMCO MOLE KILLER

Other mole baits have been developed on the premise that moles are similar to rats and mice, when in reality moles are insectivores (insect eaters). Moles readily consume earthworms, and when available, grubs. In fact, more than 90% of a mole's average daily dietary requirements are from earthworms and grubs.

Thousands of hours of groundbreaking laboratory and field research have gone into the product you are holding. Motomco Mole Killer has been carefully designed to mimic a mole's most common natural food source – earthworms and grubs. Moles may consume a lethal dose in a single feeding, but it may take two or more days from the time of bait consumption for moles to die.



# MOTOMCO MOLE KILLER

*This Product May Only be Used to Control Moles in Manual, Below-Ground Applications.*

**READY-TO-USE**

**MIMICS A MOLE'S NATURAL  
FOOD SOURCE, THE EARTHWORM**

**NOW 8 WORMS**  
1 Worm Per Placement  
Net Wt: 2.1 oz (60g)

**12**

**ACTIVE INGREDIENT:**  
Bromethalin (CAS #63333-35-7): . . . . . 0.025%  
**OTHER INGREDIENTS:** . . . . . 99.975%  
**TOTAL:** . . . . . 100.000%

EPA REG. NO. 12455-101-3240 EPA EST. NO 12455-WI-1

**KEEP OUT OF REACH OF CHILDREN  
CAUTION**

See bottom and side panels for First Aid and additional precautionary statements.

Store Upright In A Cool Dry Place • Store Below 100°F

# MOTOMCO MOLE KILLER

- Scientifically designed and tested to mimic a mole's natural food source. Moles may consume a lethal dose in a single feeding, but it may take two or more days from the time of bait consumption for moles to die.
- Ready To Use
- Effective against most common mole species

**FIRST AID**

**HAVE LABEL WITH YOU WHEN OBTAINING TREATMENT ADVICE**

**IF SWALLOWED:**

- Call a poison control center, doctor, or 1-877-854-2494 immediately for treatment advice.
- Have person sip a glass of water if able to swallow.
- Do not induce vomiting unless told to do so by the poison control center or doctor.

**IF ON SKIN:**

- Wash with plenty of soap and water.

**TREATMENT FOR PET POISONING**

If an animal eats bait, call veterinarian or 1-877-854-2494 at once.

**NOTE TO PHYSICIAN OR VETERINARIAN**

Contains the nerve poison Bromethalin. This is not an anticoagulant type rodenticide. For humans or animals ingesting bait and/or showing poisoning signs (such as muscle tremors, loss of hind limb use, or seizures for animals), limit absorption by either emesis or gastric lavage. Sublethal symptoms, if present, would be the result of cerebral edema and should be treated accordingly through administration of an osmotic diuretic and corticosteroid.

## DIRECTIONS FOR USE

It is a violation of Federal law to use this product in a manner inconsistent with its labeling.

**READ THIS LABEL:** Read this entire label and follow all use directions and use precautions.

**IMPORTANT:** Do not expose children to this product or use it for any purpose other than to control moles. To help prevent accidents:

1. Store product not in use in locations out of the reach of children and pets.
2. Follow all application directions and USE RESTRICTIONS on this label. Apply bait only in underground runways of moles. Keep pets out of treated areas. Do NOT use this product above ground.
3. Dispose of product container and unused or spoiled product as specified on label.

**USE RESTRICTIONS:** This product may only be applied at the use sites and by the application methods indicated on this label. This product may only be used in lawns and around homes to control eastern moles (*Scalopus aquaticus*), star-nosed moles (*Conylura cristata*) or *Scanapus spp.* Bait must be applied directly into moles' burrow systems. This bait must be applied underground in either main underground runways or in subsurface feeding tunnels. This bait may not be used above ground. Wear gloves when bait is handled.

**SELECTION OF TREATMENT AREAS:** The presence of moles may be indicated by a network of subsurface runways in the turf or by a series of conical mounds of earth pushed up from deep burrows. Subsurface runways are indicated by raised ridges of vegetation and soil caused by moles foraging for food just below the soil surface. These runways are especially noticeable when the grass above them turns yellow. Conical mounds may be indicative of the location of deeper main underground runways.

## APPLICATION DIRECTIONS:

Remove and place worm shaped bait according to use directions below and ADDITIONAL GRAPHICS AND TEXT.

**SUBSURFACE RUNWAYS:** MOTOMCO MOLE KILLER has been specially designed to mimic the natural food sources of the mole. To achieve maximum effect, MOTOMCO MOLE KILLER should only be placed in areas used habitually by moles for feeding.

**ESTABLISHING INITIAL ACTIVITY:** Use your finger, small wooden dowel or a narrow rod to puncture a hole in the top of subsurface runways. Be careful not to crush runways. Mark opened runways and revisit them 48 to 72 hours later. Runways that have had holes resealed within 72 hours should be baited.

**BAITING ACTIVE RUNWAYS:** Make a hole in the top of the runway with a rod slightly larger than the diameter of the bait. Drop one worm into the runway, using the rod to push any exposed bait completely into the runway. Carefully reseat the runway with a small amount of dirt to exclude light. Repeat bait application every 5 to 10 feet of each active subsurface runway.

**DETERMINING BAITING RESULTS:** Five (5) to 7 days after bait application, check for mole activity using the same procedure for determining initial activity. Return 48 to 72 hours later and retreat all active runs.

**MAIN UNDERGROUND TUNNELS AND CONICAL MOUNDS:** Moles construct deeper tunnels that are not visible from the surface. These deep tunnels systems are often marked by a series of conical mounds (piles of dirt) 4 to 12 inches high formed when dirt is pushed to the surface when moles construct these tunnels. To locate deep tunnels, push a probe, such as a

broom handle, into the soil between mounds. When the probe enters a tunnel, the resistance on the probe will decrease rapidly. Mark opened tunnels and revisit them 48 to 72 hours later. Runways that have had holes resealed within 72 hours should be baited.

To bait deep tunnels, drop one MOTOMCO MOLE KILLER worm through the probe hole, using the probe to push the bait completely into the tunnel. Cover the hole with a piece of sod, a small rock or a piece of newspaper to allow for visual inspection. Repeat bait application every 5 to 10 feet of each active deep tunnel and within 5 feet of each active conical mound. Check for the effects of treatment 5 to 7 days after bait application using the same procedure for determining tunnel location. Return 48 to 72 hours later and retreat all active tunnel systems.

## PRECAUTIONARY STATEMENTS

### Hazards to Humans and Domestic Animals

**CAUTION:** Harmful if swallowed or absorbed through the skin. Keep away from children, domestic animals and pets. Do not get in eyes, on skin, or on clothing.

Anyone handling baits must wear gloves. Wash thoroughly with soap and water after handling and before eating, drinking, chewing gum, or using tobacco.

Prolonged or frequent repeat skin contact may cause allergic reactions in some individuals.

### Environmental Hazards

This product is extremely toxic to mammals and birds. Dogs and other predatory and scavenging mammals and birds might be poisoned if they feed upon animals that have eaten this bait. Do not apply directly to water.

## STORAGE AND DISPOSAL

Do not contaminate water, food or feed by storage or disposal.

**STORAGE:** Store only in original container in a cool, dry place inaccessible to children and pets. Keep containers closed and away from other chemicals.

**DISPOSAL: If empty:** Nonrefillable container. Do not reuse or refill this container. Place in trash or offer for recycling if available. **If partially filled:** Place in trash or call your local solid waste agency for disposal instructions. Never place unused product down any indoor or outdoor drain.

**WARRANTY:** To the extent consistent with applicable law, seller makes no warranty, expressed or implied, concerning the use of this product other than indicated on the label. Buyer assumes all risk of use and/or handling of this material when such use and/or handling are contrary to label instructions.



040612/06-10 MOD


# How to Use Motomco Mole Killer

**NOTE: Must be used underground**

## 1 Verify Active Runways




Use your finger, small wooden dowel or a narrow rod to puncture a hole in the top of subsurface\*\* runways. NOTE: Be careful to not crush runway.



Mark opened runways and revisit them 48-72 hours later. Runways that have had holes resealed within 72 hours should be baited. (See Step 2)

## 2 Bait Active Runways



Make a hole in the top of the runway with a rod slightly larger than the diameter of the bait.



Drop one worm into the opening, ensuring that the worm is completely in the runway. No part of the worm should be exposed.



Carefully reseat by pinching hole closed. If not possible, cover with a small rock. Repeat bait application every 5-10 feet of active runway.

## 3 Determine Baiting Results

Five to seven days after application, check for mole activity using the same procedure for determining initial activity. Return 48-72 hours later and retreat all active runs.

\*\* Deep tunnel/mound systems require a slightly different procedure. See bottom of package for details.

NOTE: All properties are susceptible to recolonization. However, properties near woods, fields, streams/lakes, etc. are especially prone to this. These areas will have to be continually monitored and retreated if activity returns.



Available Exclusively From:

**MOTOMCO**

3699 Kinsman Blvd.  
Madison, WI 53704 U.S.A.



**MADE IN USA**

[www.motomco.com](http://www.motomco.com)